

**USA Swimming, Inc.**  
**Year To Date Statistics**

4/29/2015 3:01:32 PM

LSC: PV

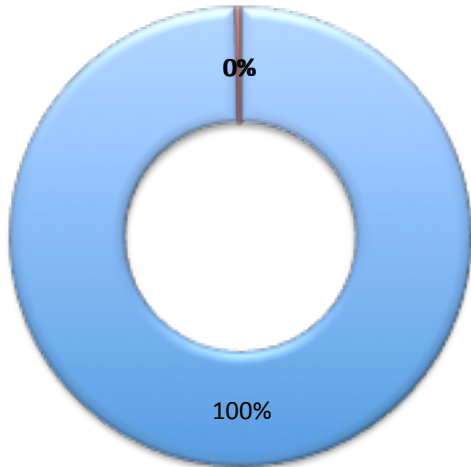
<b>Athlete</b>	
Athlete	11299
Athlete Outreach	33
<b>Total:</b>	<b>11332</b>

<b>Non-Athlete</b>	
Individual	1108
Life	13
<b>Total:</b>	<b>1121</b>

<b>Clubs</b>	
Club	46
Organization	1
<b>Total:</b>	<b>47</b>

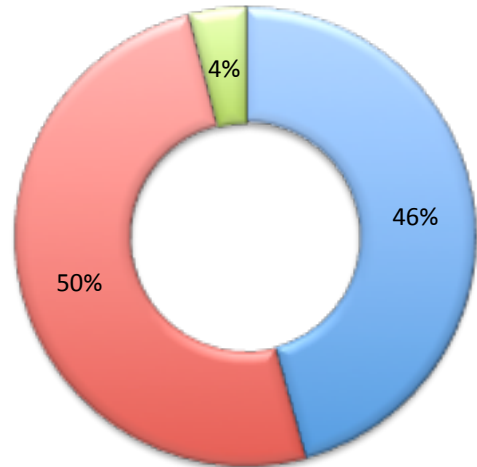
## Athletes

■ Year round ■ Outreach ■ Seasonal

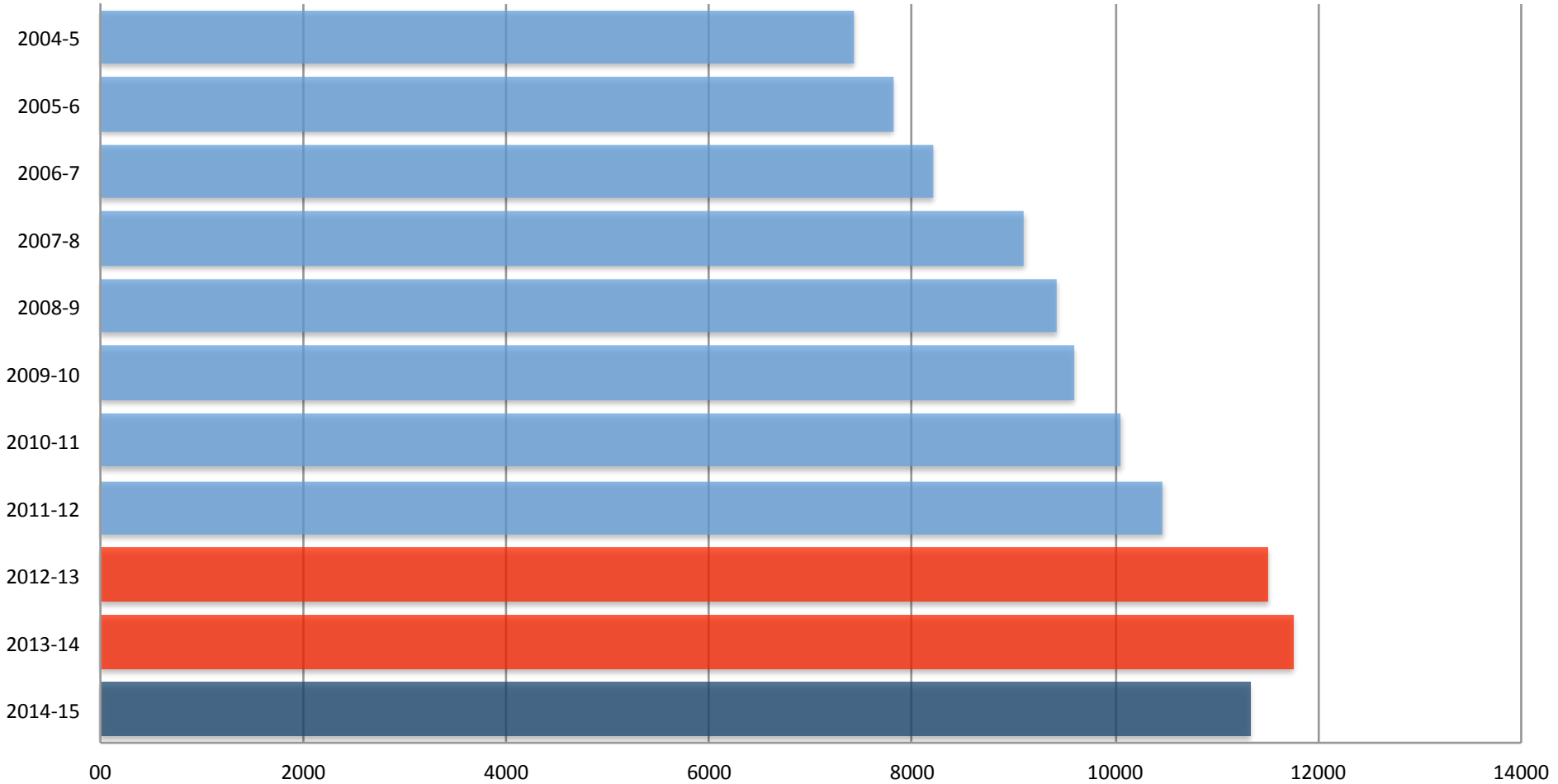


## Non-Athletes

■ Coach ■ Official ■ Other

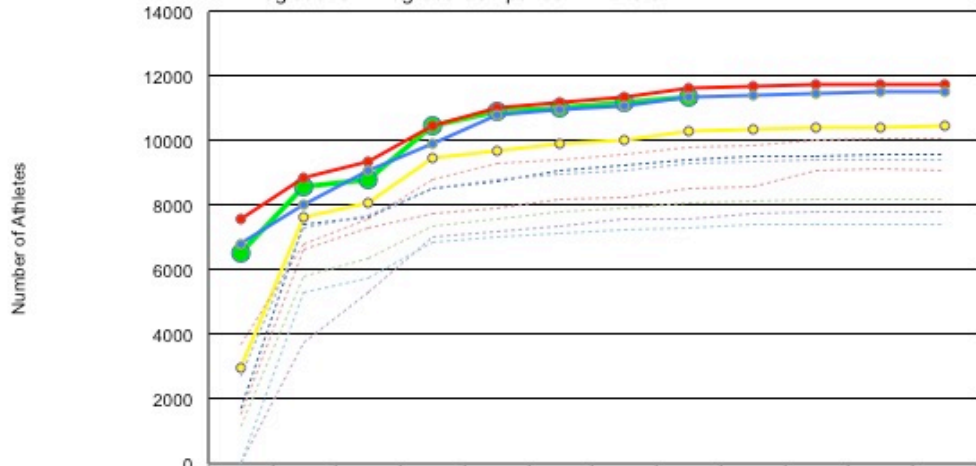


# Number of Athlete as of 04/29/2015



	2014-15	2013-14	2012-13	2011-12	2010-11	2009-10	2008-9	2007-8	2006-7	2005-6	2004-5
total	11332	11754	11505	10471	10058	9593	9425	9107	8206	7809	7427

Registration Progress Comparison - Athlete



	09	10	11	12	01	02	03	04	05	06	07	08
2014-15 Athlete	6539	8587	8815	10491	10895	11003	11170	11332				
2013-14 Athlete	7576	8833	9346	10466	11038	11202	11384	11617	11711	11731	11751	11754
2012-13 Athlete	6828	8040	9056	9912	10827	10982	11095	11352	11422	11476	11505	11505
2011-12 Athlete	2989	7647	8059	9453	9704	9894	10039	10285	10338	10393	10400	10471
2010-11 Athlete	3669	6821	7591	8802	9310	9390	9568	9776	9868	10045	10057	10058
2009-10 Athlete	1708	7423	7612	8506	8732	9092	9227	9439	9514	9522	9576	9593
2008-9 Athlete	2700	7302	7668	8518	8827	8948	9077	9289	9368	9392	9425	9425
2007-8 Athlete	1532	6628	7293	7759	7933	8176	8272	8546	8578	9085	9110	9107
2006-7 Athlete	1156	5824	6381	7340	7588	7800	7927	8053	8155	8200	8209	8206
2005-6 Athlete	0	3769	5307	7021	7203	7363	7558	7592	7743	7799	7809	7809
2004-5 Athlete	0	5327	5767	6857	7036	7111	7221	7310	7407	7414	7424	7427

Registration Progress Comparison - Non-Athlete



	09	10	11	12	01	02	03	04	05	06	07	08
2014-15 Non-Athlete	231	516	764	944	1064	1085	1109	1121				
2013-14 Non-Athlete	447	534	799	906	1016	1047	1071	1075	1085	1088	1099	1096
2012-13 Non-Athlete	190	344	507	862	943	1013	1035	1046	1056	1068	1072	1074
2011-12 Non-Athlete	11	241	400	803	841	859	887	895	908	915	915	917
2010-11 Non-Athlete	62	290	387	779	832	825	843	846	856	867	871	875
2009-10 Non-Athlete	396	653	719	804	812	829	839	842	853	856	864	868
2008-9 Non-Athlete	253	483	582	662	710	745	760	763	770	771	777	776
2007-8 Non-Athlete	65	298	521	612	654	665	675	686	687	693	714	716
2006-7 Non-Athlete	43	392	532	582	632	658	673	674	681	688	690	689
2005-6 Non-Athlete	0	170	412	521	543	558	569	572	575	581	587	588
2004-5 Non-Athlete	0	303	415	509	530	542	554	561	564	564	566	574

